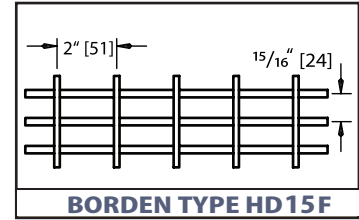
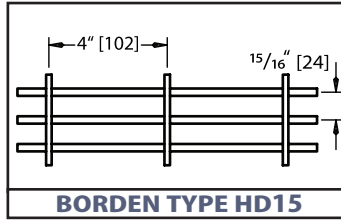









Heavy Duty Grating



WHEEL LOADS

Grating Type	Weight lbs./ft ² kg/m ²	Moment of Inertia in. ⁴ mm ⁴	Section Modulus in. ³ mm ³	Span (inches) (mm)						
										
				CL-625 parallel	CL-625 perpendicular	OBC	H20	5 TON	3 ton	Car Traffic
8HD15-4 1 1/2" x 1/4"	18.25 89.09	0.9000 374608	1.2000 19664	16.41 417	17.24 438	34.40 874	18.41 468	13.14 334	11.63 295	34.54 877
9HD15-4 1 3/4" x 1/4"	20.97 102.38	1.4292 594864	1.6333 26766	20.54 522	19.13 486	41.08 1043	21.45 545	15.90 404	14.57 370	43.29 1099
10HD15-4 2" x 1/4"	23.69 115.67	2.1333 887960	2.1333 34959	25.29 642	21.31 541	48.49 1232	24.96 634	19.08 485	17.96 456	51.82 1316
11HD15-4 2 1/4" x 1/4"	26.41 128.96	3.0375 1264303	2.7000 44245	30.68 779	23.79 604	54.46 1383	28.93 735	22.69 576	21.80 554	58.24 1479
12HD15-4 2 1/2" x 1/4"	29.14 142.26	4.1667 1734298	3.3333 54624	36.70 932	26.55 674	60.02 1525	33.37 848	26.72 679	26.09 663	64.68 1643
13HD15-4 2 3/4" x 1/4"	31.86 155.55	5.5458 2308350	4.0333 66094	43.36 1101	29.61 752	65.61 1667	38.28 972	31.18 792	30.84 783	71.13 1807
14HD15-4 3" x 1/4"	34.58 168.84	7.2000 2996866	4.8000 78658	50.66 1287	32.95 837	71.22 1809	43.65 1109	36.06 916	36.03 915	77.57 1970
16HD15-4 3 1/2" x 1/4"	40.03 195.42	11.4333 4758913	6.5333 107062	62.10 1577	40.52 1029	82.55 2097	55.81 1417	47.10 1196	47.78 1214	90.47 2298
18HD15-4 4" x 1/4"	45.47 222.00	17.0667 7103683	8.5333 139836	70.91 1801	49.25 1251	93.89 2385	64.80 1646	59.84 1520	61.33 1558	103.35 2625
20HD15-4 4 1/2" x 1/4"	50.91 248.58	24.3000 10114424	10.8000 176980	79.72 2025	59.14 1502	105.26 2674	72.67 1846	69.84 1774	71.13 1807	116.25 2953
22HD15-4 5" x 1/4"	56.36 275.17	33.3333 13874381	13.3333 218494	88.55 2249	69.43 1764	116.69 2964	80.60 2047	77.54 1969	79.01 2007	129.15 3280

PANEL WIDTHS (inches)

# Bars	2	3	4	5	6	7	8	9	10	11	12	13	14	15	16	17	18	19	20
1/4" Bars	1 3/16	2 1/8	3 1/16	4	4 15/16	5 7/8	6 13/16	7 3/4	8 11/16	9 5/8	10 9/16	11 1/2	12 7/16	13 3/8	14 5/16	15 1/4	16 3/16	17 1/8	18 1/16
# Bars	21	22	23	24	25	26	27	28	29	30	31	32	33	34	35	36	37	38	39
1/4" Bars	19	19 15/16	20 7/8	21 13/16	22 3/4	23 11/16	24 5/8	25 9/16	26 1/2	27 7/16	28 3/8	29 5/16	30 1/4	31 3/16	32 1/8	33 1/16	34	34 15/16	35 7/8